

298a Identification of Short-toed larks

[Put your logo here](#)

IDENTIFICATION OF ADULTS AND JUVENILES OF SHORT-TOED LARK AND LESSER SHORT-TOED LARK

ADULTS

Adults can be easily identified by pattern of breast and bill, length of tertials and, in breeders, by colour of upper mandible.





Breast pattern: left Short-toed Lark; right Lesser Short-toed Lark.



Bill pattern: left Short-toed Lark; right Lesser Short-toed Lark.




Length of tertials: top left Short-toed Lark; bottom Lesser Short-toed Lark.




Colour inside of upper mandible: left Short-toed Lark; right Lesser Short-toed Lark.

JUVENILES

Juveniles are usually difficult to determine being an useful character pattern of bill (CAUTION: only in fully grown birds) and tinge of plumage; supercilium and pale edges of feathers usually broader in **Short-toed Lark**.



Upperpart pattern: left Short-toed Lark; right Lesser Short-toed Lark.



Bill pattern: left Short-toed Lark; right Lesser Short-toed Lark.



Wing pattern: top Short-toed Lark; bottom Lesser Short-toed Lark.